

Shanghai Zhiyou Marine & Offshore Equipment Co., Ltd



TEL:+86 21 5645 2367
Email:sales@zhiyoumarine.com

**Direction of Opening and Symbolic Designation
of
Marine Doors and Windows**

*ISO/ R 1226-1970
GB 11874-1989*

1. Scope

This document for opening direction and symbolic of marine doors and windows which are suitable for rotating around the vertical axis. The horizontal rotation (marine sliding doors and windows) are not.

2. Terminology

2.1 Clockwise opening (See Pic. 2.1).

Clocking rotation when doors or windows opening.

2.2 Anti-clockwise opening (See Pic. 2.2).

Anti-clocking rotation when doors or windows opening.

2.3 Opening surface (See Pic. 2.1, 2.2).

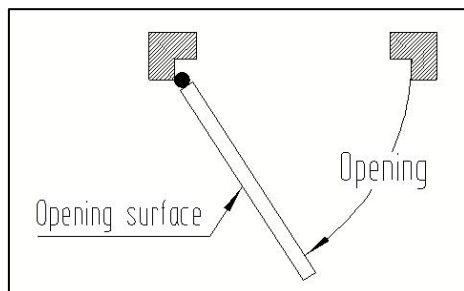
Located in the direction of doors or windows opening.

2.4 Inside opening.

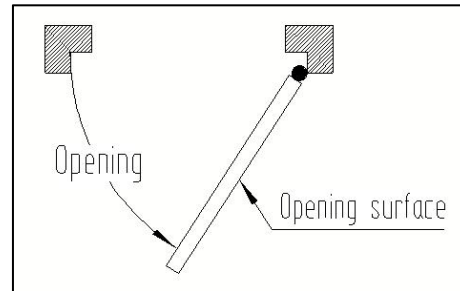
Opening surface of doors or windows open to interior.

2.5 Outside opening.

Opening surface of doors or windows open to outside.



2.1 Clockwise opening



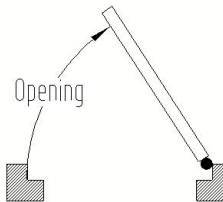
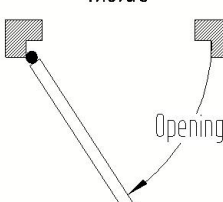
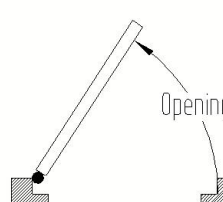
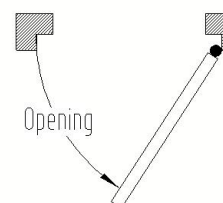
2.2 Anti-clockwise opening

3. Definition of opening direction

3.1 The direction of rotation when the doors and windows are opened, as a symbol of the opening of the doors or windows.

3.2 When the concept of inside and outside confusion, such as in the two similar nature between the compartment (cabin) of the door, which is located in the door of opening surface, and it belongs to the compartment (cabin).

4. Symbolic of opening direction

Diagram	Opening direction
<p style="text-align: center;">Inside</p>  <p style="text-align: center;">6.0</p>	<p style="text-align: center;">Left opening (Definition 3.1)</p> <hr/> <p style="text-align: center;">Right inside opening (Definition 3.2)</p>
<p style="text-align: center;">Inside</p>  <p style="text-align: center;">6.1</p>	<p style="text-align: center;">Left opening (Definition 3.1)</p> <hr/> <p style="text-align: center;">Left outside opening (Definition 3.2)</p>
<p style="text-align: center;">Inside</p>  <p style="text-align: center;">5.0</p>	<p style="text-align: center;">Right opening (Definition 3.1)</p> <hr/> <p style="text-align: center;">Left inside opening (Definition 3.2)</p>
<p style="text-align: center;">Inside</p>  <p style="text-align: center;">5.1</p>	<p style="text-align: center;">Right opening (Definition 3.1)</p> <hr/> <p style="text-align: center;">Right outside opening (Definition 3.2)</p>

-----END-----